


INSTRUCTION - BASE




1 Trace the bends (dashed lines).




2 Cut the base element.




3 Folding the base element.




4 Retouching black colour of internal surfaces.




5 Lubricate the internal surfaces with glue stick, without surface marked in red.



6 Gluing element.




7 Gluing a black piece of cardboard. Use *Layer-under-base* (glue down with black).



8



9



10 Trimming the excess of cardboard.



11 Retouch black colour with all white edges.

